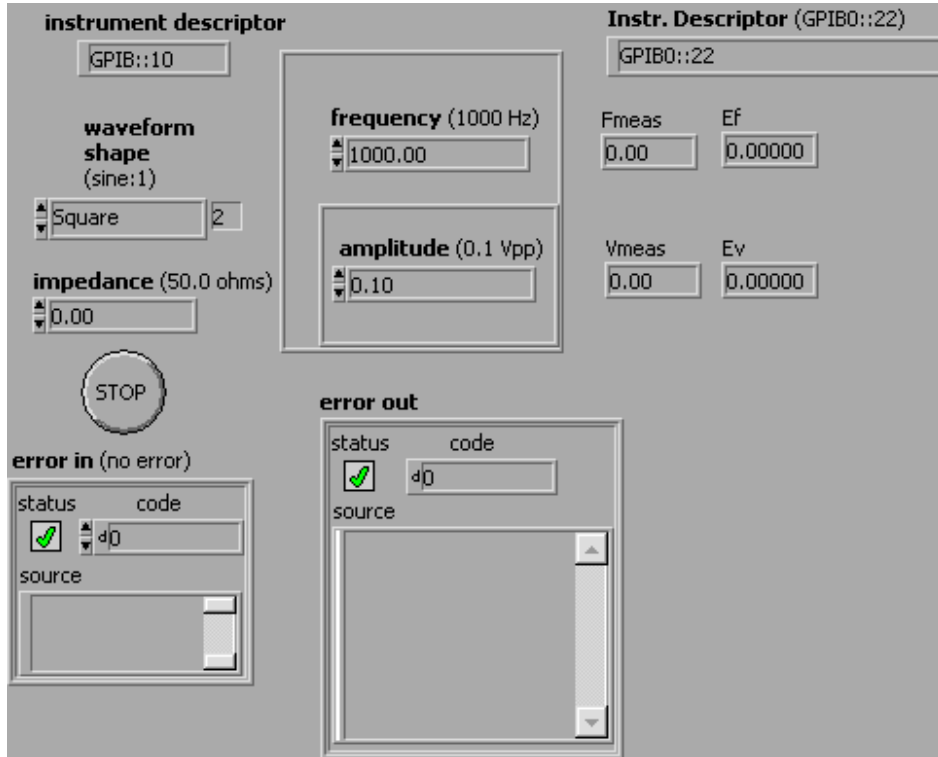


Draft-P4-HP.vi

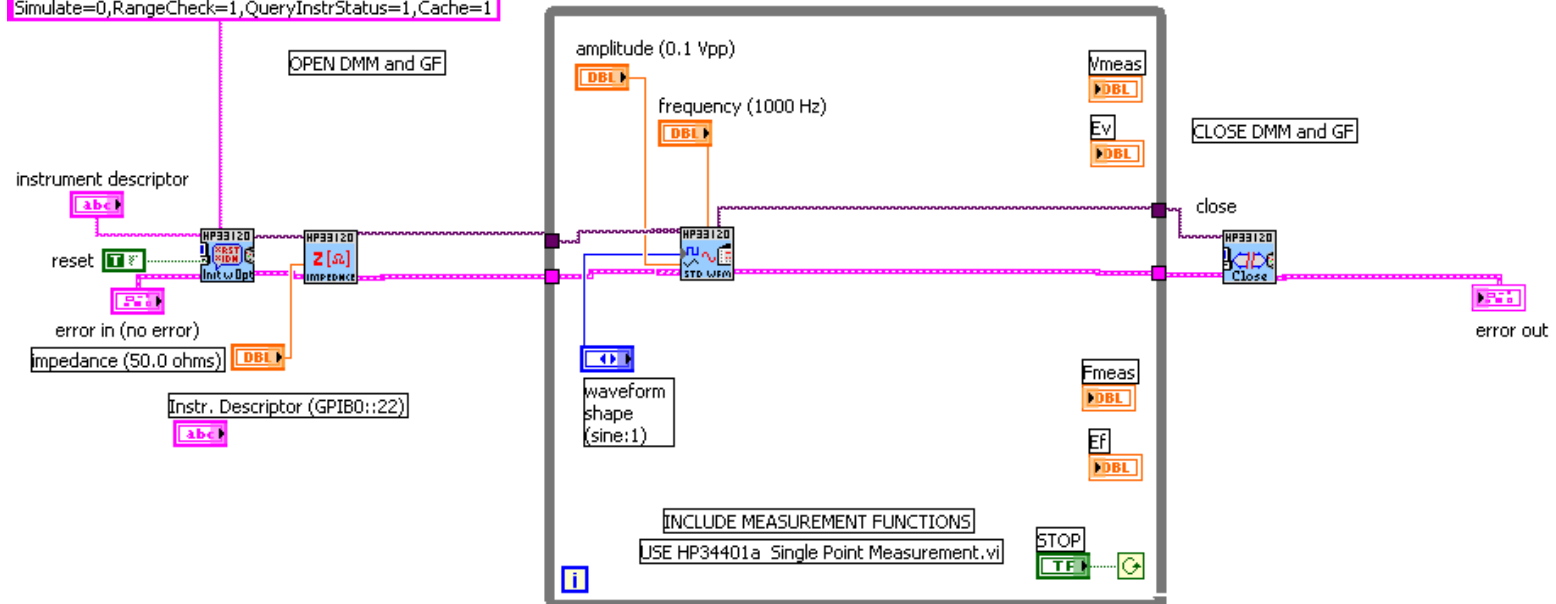
Front Panel




Block Diagram


Para trabajar en simulación (sin instrumentos conectados) se ha de poner Simulate=1


Simulate=0, RangeCheck=1, QueryInstrStatus=1, Cache=1




List of SubVIs

 **hp33120a Initialize With Options.vi**
C:\Archivos de programa\National Instruments\LabVIEW
6.1\instr.lib\hp33120a\hp33120a.LLB\hp33120a Initialize With Options.vi

 **hp33120a Configure Output Impedance.vi**
C:\Archivos de programa\National Instruments\LabVIEW
6.1\instr.lib\hp33120a\hp33120a.LLB\hp33120a Configure Output Impedance.vi

 **hp33120a Configure Standard Waveform.vi**
C:\Archivos de programa\National Instruments\LabVIEW
6.1\instr.lib\hp33120a\hp33120a.LLB\hp33120a Configure Standard Waveform.vi

 **hp33120a Close.vi**
C:\Archivos de programa\National Instruments\LabVIEW
6.1\instr.lib\hp33120a\hp33120a.LLB\hp33120a Close.vi

Position in Hierarchy

